

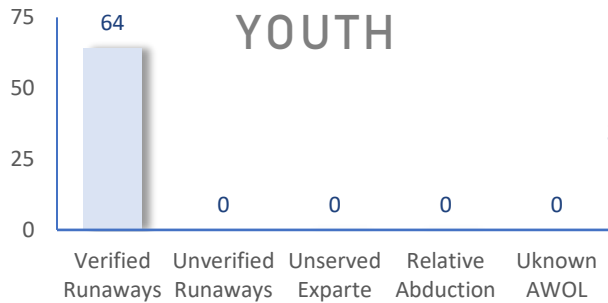
The following statistics show the status and demographics of absent Kansas foster youth and track DCF's successful recovery efforts.

RECOVERED YOUTH

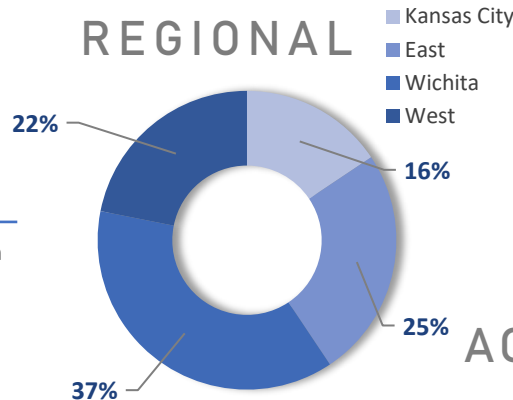


*A youth may be recovered more than once per month.

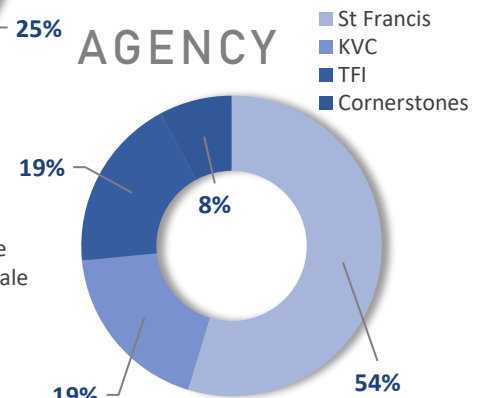
CURRENT AWOL YOUTH



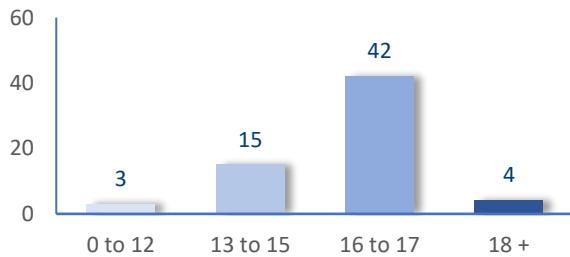
REGIONAL



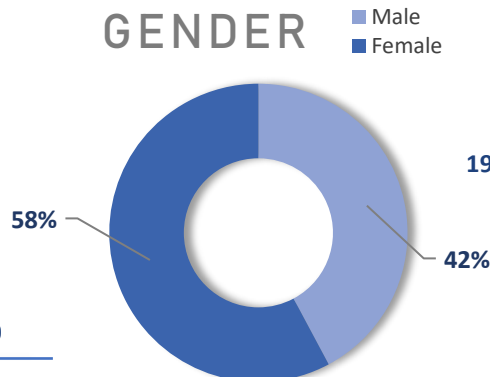
AGENCY



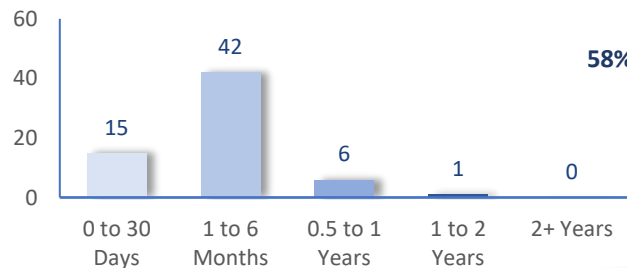
AGE



GENDER



TIME



DAILY AWOL YOUTH

2021

| June | | July | | August | | September | |
|------|--------|------|--------|--------|--------|-----------|--------|
| DATE | # AWOL | DATE | # AWOL | DATE | # AWOL | DATE | # AWOL |
| 1 | 58 | 1 | 63 | 2 | 79 | 1 | 67 |
| 2 | 58 | 2 | 63 | 3 | 79 | 2 | 66 |
| 3 | 59 | 6 | 69 | 4 | 80 | 3 | 64 |
| 4 | 59 | 7 | 69 | 5 | 82 | 6 | |
| 7 | 57 | 8 | 69 | 6 | 76 | 7 | |
| 8 | 58 | 9 | 68 | 9 | 74 | 8 | |
| 9 | 58 | 12 | 67 | 10 | 73 | 9 | |
| 10 | 60 | 13 | 68 | 11 | 72 | 10 | |
| 11 | 60 | 14 | 67 | 12 | 70 | 13 | |
| 14 | 62 | 15 | 65 | 13 | 69 | 14 | |
| 15 | 61 | 16 | 68 | 16 | 69 | 15 | |
| 16 | 60 | 19 | 67 | 17 | 73 | 16 | |
| 17 | 63 | 20 | 68 | 18 | 68 | 17 | |
| 18 | 62 | 21 | 68 | 19 | 69 | 20 | |
| 21 | 65 | 22 | 68 | 20 | 66 | 21 | |
| 22 | 68 | 23 | 72 | 23 | 68 | 22 | |
| 23 | 61 | 26 | 74 | 24 | 69 | 23 | |
| 24 | 61 | 27 | 75 | 25 | 66 | 24 | |
| 25 | 59 | 28 | 79 | 26 | 66 | 27 | |
| 28 | 62 | 29 | 77 | 27 | 64 | 28 | |
| 29 | 62 | 30 | 75 | 30 | 65 | 29 | |
| 30 | 64 | | | 31 | 66 | 30 | |